

Student's book

Inglês

Ensino Fundamental



1º Ano

SANTOS

English
&
Fun

WELCOME BACK TO SCHOOL!



MY NAME IS

MY TEACHER'S NAME IS _____

I AM IN

MY SCHOOL IS

YEAR

GREETINGS

LET'S SING: THE HELLO SONG¹



EVERYBODY SAY HELLO,
SAY HELLO, SAY HELLO.
EVERYBODY SAY HELLO,
HELLO, _____.



HELLO, LUCY!


1. PRESTE ATENÇÃO AO QUE ELES ESTÃO DIZENDO:

HI, PAUL!



¹ MELO, Luciana et all – SPAGHETTI KIDS 1 – Teacher's book. São Paulo: Macmillan, 2002, p.6.

AS CRIANÇAS ESTÃO CHAMANDO SEUS AMIGOS. LIGUE CADA UM AO SEU AMIGO.




MARY



DAVID



MARK



KATE

AGORA, PREENCHA OS BALÕES ABAIXO COM O SEU NOME E O DO(A)

SEU/SUA MELHOR AMIGO(A) :

HI ,
_____ -

DESENHE UM(A) AMIGO OU AMIGA AQUI

HELLO ,
_____ .

DESENHE VOCÊ AQUI

SONG: HELLO, HELLO, HELLO, WHAT'S YOUR NAME?²


HELLO, HELLO, HELLO!
 WHAT'S YOUR NAME?
 HELLO, HELLO, HELLO!
 MY NAME IS JOHN.
 MY NAME IS JOHN.
 HELLO, JOHN!
 HELLO, JOHN!
 HELLO!



HELLO, HELLO, HELLO!
 WHAT'S YOUR NAME?
 HELLO, HELLO, HELLO!
 MY NAME IS JENNY.
 MY NAME IS JENNY.
 HELLO, JENNY!
 HELLO, JENNY!
 HELLO!





HELLO, HELLO, HELLO!
 WHAT'S YOUR NAME?
 HELLO, HELLO, HELLO!
 MY NAME IS _____.
 MY NAME IS _____.
 HELLO, _____!
 HELLO, _____!
 HELLO!



DESENHE VOCÊ AQUI

² REETZ et alli. **LET'S GO 1 Student's Book**. Oxford: Oxford University Press, 2000, p. 3.


COMPLETE OS DIÁLOGOS COM OS NOMES QUE VOCÊ ESCOLHER E DEPOIS RESPONDA A PERGUNTA DO GATINHO: ³



MY NAME IS _____

³ REETZ et alli. **LET'S GO 1 Workbook**. Oxford: Oxford University Press, 2000, p. 1.

OUÇA SEU/SUA PROFESSOR(A) E REPITA OS CUMPRIMENTOS ABAIXO PARA DEPOIS COLORI-LOS:



GOOD MORNING!



GOOD AFTERNOON!




GOOD EVENING!



GOOD NIGHT!

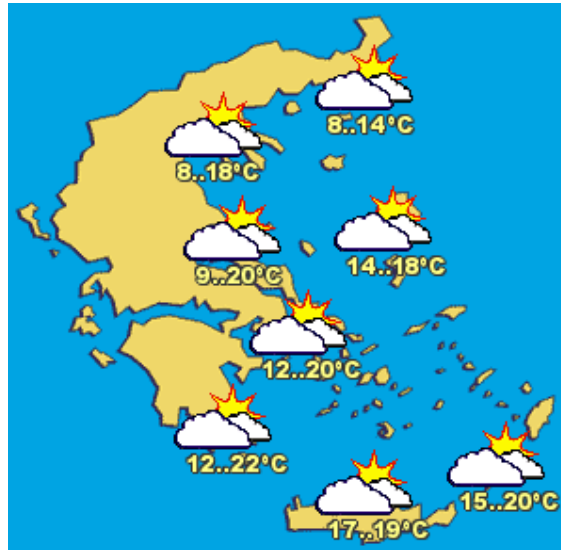
SONG: HI, HELLO! HOW ARE YOU?⁴




HI, HOW ARE YOU?
I'M FINE.
HI, HOW ARE YOU?
I'M FINE.
HI, HOW ARE YOU?
I'M FINE. HOW ARE
YOU?
I'M FINE.
I'M FINE.
I'M FINE.

⁴ REETZ et alli. LET'S GO 1 Student's Book. Oxford: Oxford University Press, 2000, p. 11.

HOW'S THE WEATHER?



OUÇA O/A PROFESSOR(A), FALE SOBRE O TEMPO E, DEPOIS, PINTE OS DESENHOS:



IT'S RAINY



IT'S SUNNY



IT'S CLOUDY

DESCUBRA O CAMINHO QUE O PÁSSARO TEM QUE FAZER PELO LABIRINTO. CIRCULE O QUE ESTIVER ERRADO E DEPOIS PINTE O DESENHO.



Find IT'S SNOWY! re.

Use your crayons and color in the snowman picture.

Copyright © BillyBear4Kids.com

LET'S SING!

HOW'S THE WEATHER?⁵

HOW'S THE WEATHER?

IT'S SUNNY

HOW'S THE WEATHER?

IT'S SUNNY

HOW'S THE WEATHER?

IT'S SUNNY

IT'S SUNNY TODAY!



HOW'S THE WEATHER?

IT'S RAINY

HOW'S THE WEATHER?

IT'S RAINY

HOW'S THE WEATHER?

IT'S RAINY

IT'S RAINY TODAY!



HOW'S THE WEATHER?

IT'S WINDY

HOW'S THE WEATHER?

IT'S WINDY

HOW'S THE WEATHER?

IT'S WINDY

IT'S WINDY TODAY!



HOW'S THE WEATHER?

IT'S CLOUDY


HOW'S THE WEATHER?

IT'S CLOUDY

HOW'S THE WEATHER?

IT'S CLOUDY

IT'S CLOUDY TODAY!




⁵ REETZ et alli. **LET'S GO 1 Student's Book**. Oxford: Oxford University Press, 2000, p. 3.

HOW'S THE WEATHER?
IT'S SNOWY
HOW'S THE WEATHER?
IT'S SNOWY
HOW'S THE WEATHER?
IT'S SNOWY
IT'S SNOWY TODAY!



HOW'S THE WEATHER TODAY?


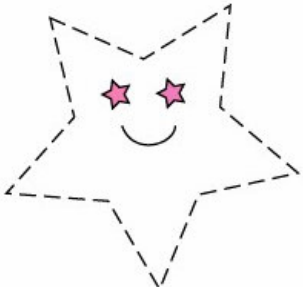


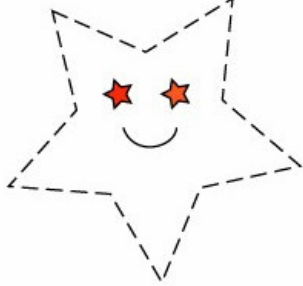


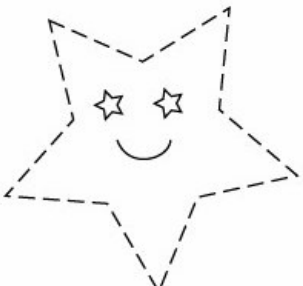

FAÇA UM DESENHO BEM BONITO. MOSTRE COMO O TEMPO ESTÁ HOJE.




COLORS

LEIA AS CORES COM SEU/SUA PROFESSOR(A) E DEPOIS PINTE AS ESTRELAS:

★ THE STARS ★

		
GREEN	PINK	PURPLE
		
LIGHT BLUE	RED	YELLOW
		
ORANGE	WHITE	BLUE

SING A RAINBOW⁶



RED AND YELLOW
AND PINK AND GREEN
PURPLE AND ORANGE AND BLUE
I CAN SING A RAINBOW
SING A RAINBOW
SING A RAINBOW, TOO

⁶ BYRNE, Paul. **Super Songs - Songs for Very Young Learners**. Oxford: Oxford University Press, 1997

ASSOCIE OS SÍMBOLOS COM OS NOMES DAS CORES E, ENTÃO, PINTE AS FIGURAS:⁷

▲ BROWN

★ RED

◆ ORANGE

■ PURPLE

● YELLOW


◐ GREEN

□ PINK

○ BLACK


B BLUE

* WHITE



⁷ REETZ et alli. LET'S GO 1 Workbook. Oxford: Oxford University Press, 2000, p.13.






SONG: ONE POTATO, TWO POTATOES⁸



⁸ BYRNE, Paul. **Super Songs - Songs for Very Young Learners**. Oxford: Oxford University Press, 1997.

NUMBERS

PINTE O NÚMERO CERTO DE FIGURAS:

4	
1	
5	
2	
3	

CONTE AS MANCHINHAS DOS CACHORROS:





















COLE EM SEU/SUA PROFESSOR(A) E PINTE AS ESTRELAS COM OS NÚMEROS E COM AS CORES QUE ELE/ELA PEDIR:




FEELINGS

HOW DO YOU FEEL TODAY?



DESENHE COMO VOCÊ ESTÁ SE SENTINDO HOJE.



MEMORY GAME⁹



HAPPY



TIRED



SLEEPY



SAD



PROUD



ANGRY

⁹ <http://www.schoolslinks.co.uk/emotionscards.pdf> Acesso em 20/dez/2006.

MEMORY GAME



HAPPY



TIRED



SLEEPY



SAD



PROUD



ANGRY

WHAT'S YOUR FAVORITE TOY?



CAR



DOLL



TOP



ROPE




TEDDY BEAR



GAME BOY



ROLLER SKATES



MARBLES



TRAIN



DICE



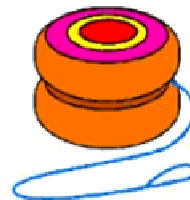
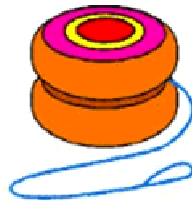
BALL

Name: _____

Date: _____



MATCH THE TOYS.



NUMERE OS TOYS DE ACORDO COM OS NÚMEROS NA FRENTE DE CADA PALAVRA.



()



()




()



()



()



()



()

1. MARBLES

2. DOLL

3. TEDDY BEAR

4. CAR

5. BICYCLE

6. ROLLER SKATE

7. TOP

8. ROPE

9. TRAIN

10. KITE

11. GAME BOY

12. DICE

13. BALL



()



()



()



()




()

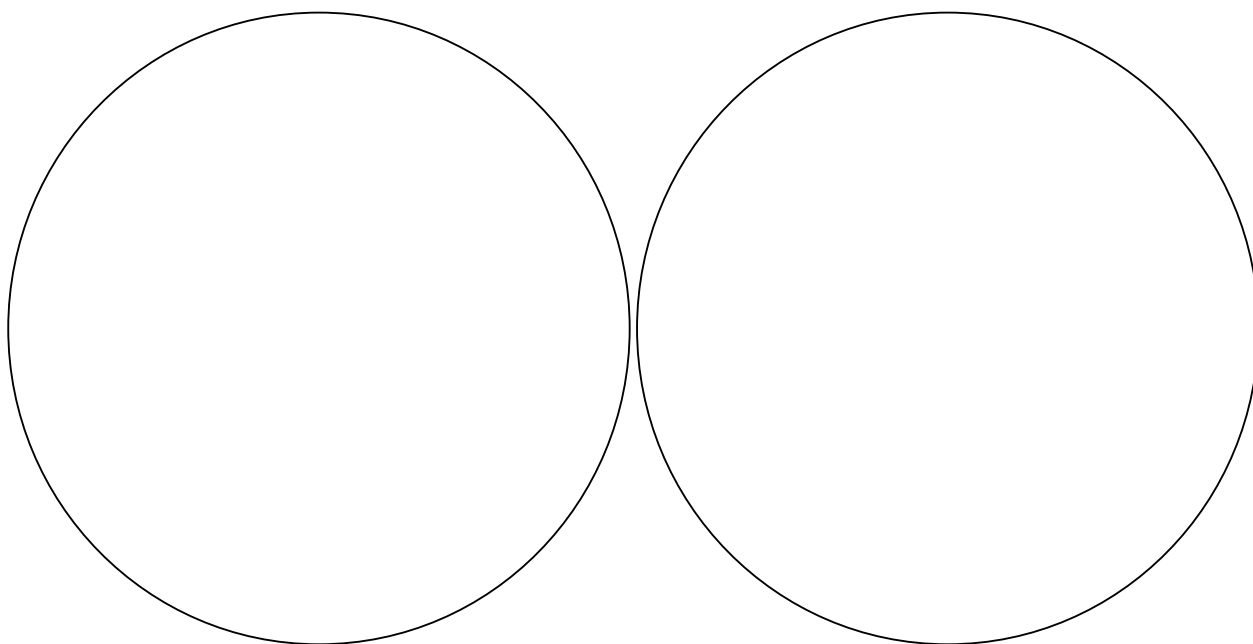
()











DESENHE BRINQUEDOS PARA O BOY E PARA A GIRL.

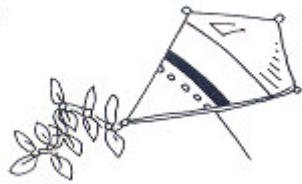


OUÇA E DESENHE:



MEMORY GAME

	 CAR
 YO-YO	
 BALL	
 DOLL	



KITE



BALL

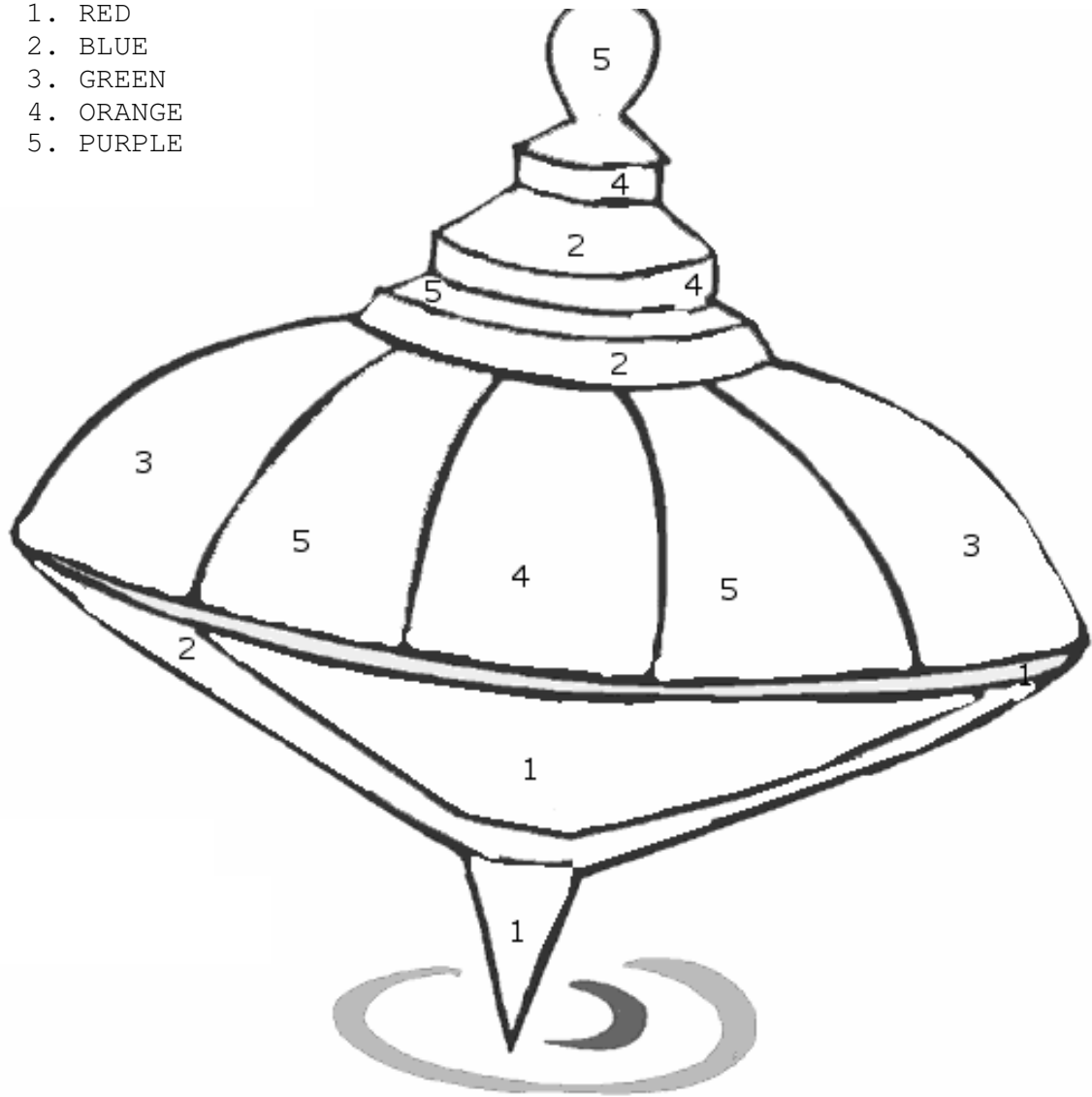


BIKE



PINTE O PIÃO DE ACORDO COM OS NÚMEROS E AS CORES:


- 1. RED
- 2. BLUE
- 3. GREEN
- 4. ORANGE
- 5. PURPLE




THE TOP IS SPINNING.

ANIMALS¹⁰

THE MOUSE AND THE LION



¹⁰ ZAPIANIN, Alejandra. *Good times 1 - Primary English and Stories*. México: Richmond Publishing, 2002, p. 28 e 29.



LISTEN AND REPEAT¹¹:

WHERE IS THE MOUSE?




WHERE IS THE MOUSE?
WHERE IS THE MOUSE?
IN THE CAVE!
IN THE CAVE!
SQUEAK LIKE A MOUSE,
SQUEAK LIKE A MOUSE,
SQUEAK, SQUEAK,
SQUEAK,
SQUEAK, SQUEAK,
SQUEAK!

WHERE IS THE
LION?
WHERE IS THE
LION?
ON THE ROCK!
ON THE ROCK!
ROAR LIKE A LION,
ROAR LIKE A LION,
ROAR, ROAR, ROAR,
ROAR, ROAR, ROAR.




¹¹ ZAPIANIN, Alejandra. *Good times 1 - Primary English and Stories*. México: Richmond Publishing, 2002, p. 30.

FAÇA FANTOCHES COM OS DESENHOS ABAIXO E RECONTE A HISTÓRIA VOCÊ COM SEUS COLEGAS: ¹²



¹² ZAPIANIN, Alejandra. *Good times 1 - Primary English and Stories*. México: Richmond Publishing, 2002, p. 30.


PETS



PARROT




DOG




RABBIT



FISH




CAT



TURTLE

PETS AT HOME¹³



DESENHE OS *PETS* QUE ESTÃO FALTANDO NA FIGURA ACIMA:



¹³ MORINO et al. HELLO. São Paulo: Editora Ática, 2004.

O BJ GOSTA DE BRINCAR COM SEUS PETS. QUAL O SOM QUE OS DOGS FAZEM? VOCÊ CONSEGUE IMITÁ-LOS?

Animals, Animals, Animals



© 2004 Lyons Partnership, L.P. The Barney, Baby Bop and BJ names and characters and the overlapping dino spots logo are trademarks of Lyons Partnership, L.P. Reg. U.S. Pat. & Tm. Off. 0673-04




LIGUE OS PONTOS E ACHE UMA SURPRESA PARA O BIRD. VOCÊ CONSEGUE IMITAR UM BIRD VOANDO?

Animals, Animals, Animals

Birdhouse Fun

Connect the dots to find a birdhouse.
Can you pretend to fly like a bird?



© 2004 Lyons Partnership, L.P. The Barney, Baby Bop and BJ names and characters and the overlapping cmo spells logo are trademarks of Lyons Partnership, L.P. Reg. U.S. Pat. & Tm. Off. 0673-04




FAÇA SEU PRÓPRIO CARTÃO COM FORMATO DE UM BIRD.

Make a Bird Card.

Materials

2 pieces of paper



scissors



glue




crayons or markers




Directions


1 Fold the paper and cut.



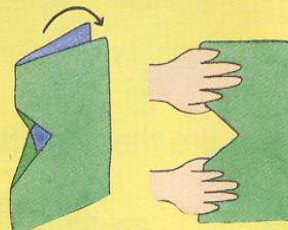
2 Fold back to make two triangles.




3 Open the card and pull up the triangles to form a beak.



4 Fold the card and push down.



5 Glue a piece of paper on the card. Don't put glue near the beak.




6 Draw a bird around the beak.



LET'S SING


OLD MCDONALD'S FARM

OLD MCDONALD HAD A FARM,
 EI-I-EI-I-O
 AND ON THIS FARM HE HAD A DOG
 EI-I-EI-I-O
 WITH A WOOF-WOOF HERE
 AND A WOOF-WOOF THERE,
 HERE A WOOF, THERE A WOOF,
 EVERYWHERE A WOOF-WOOF, OLD MCDONALD HAD A FARM
 EI-I-EI-I-OOOO



OLD MCDONALD HAD A FARM,
 EI-I-EI-I-O
 AND ON THIS FARM HE HAD A BIRD
 EI-I-EI-I-O
 WITH A TWEET-TWEET HERE
 AND A TWEET-TWEET THERE,
 HERE A TWEET, THERE A TWEET,
 EVERYWHERE A TWEET-TWEET, OLD MCDONALD HAD A FARM
 EI-I-EI-I-OOOO

OLD MCDONALD HAD A FARM,
 EI-I-EI-I-O
 AND ON THIS FARM HE HAD A CAT
 EI-I-EI-I-O
 WITH A MEOW-MEOW HERE
 AND A MEOW-MEOW THERE,
 HERE A MEOW, THERE A MEOW,
 EVERYWHERE A MEOW-MEOW, OLD MCDONALD HAD A FARM
 EI-I-EI-I-OOOO



OLD MCDONALD HAD A FARM,
 EI-I-EI-I-O
 AND ON THIS FARM HE HAD A RABBIT
 EI-I-EI-I-O
 WITH A HOP-HOP HERE
 AND A HOP-HOP THERE,
 HERE A HOP, THERE A HOP,
 EVERYWHERE A HOP-HOP, OLD MCDONALD HAD A FARM
 EI-I-EI-I-OOOO


HAPPY HALLOWEEN



JACK-O' -LANTERN



CHILDREN SAY "TRICK OR TREAT"



BLACK CAT



WITCH



HAPPY THANKSGIVING



TURKEY



THANKSGIVING DINNER



PILGRIMS







CORNUCOPIA

DESENHE O QUE VOCÊ QUER
AGRADECER NO **THANKSGIVING**
DAY.

DATAS COMEMORATIVAS

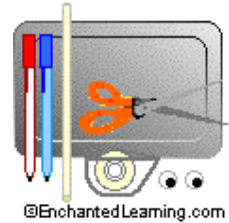
VALENTINE'S DAY CARDS



HAPPY EASTER PUPPETS

SUPPLIES NEEDED:

- CLEAN STYROFOAM TRAYS - IF YOU CAN FIND COLORED TRAYS, THEY MAKE GREAT PUPPETS.
- SCISSORS
- DRINKING STRAWS
- PENS, GEL PENS, OR MARKERS
- TAPE
- OPTIONAL - GOOGLY EYES AND A GLUE STICK
- OPTIONAL - CONSTRUCTION PAPER TO MAKE DETAILS, LIKE A MOUTH, HAT, ETC.
- OPTIONAL - YARN FOR WHISKERS OR HAIR



CLEAN A STYROFOAM TRAY WITH WARM WATER AND DETERGENT.

USING A PEN, DRAW THE OUTLINE OF AN ANIMAL (HEAD OR ENTIRE BODY), PERSON, OR SOMETHING ELSE ON THE TRAY. A SIMPLE CIRCLE OR OVAL WITH EARS WILL MAKE MOST ANIMAL HEADS.



FOR THE PUPPET'S DETAILS (LIKE THE NOSE, EYES, MOUTH, WHISKERS, OR A HAT), EITHER DRAW THEM WITH A PEN (OR MARKER), OR CUT THEM OUT OF CONSTRUCTION PAPER AND GLUE THEM ON THE PUPPET. TO MAKE HAIR OR WHISKERS, YOU CAN GLUE ON BITS OF YARN.




OPTIONAL: GLUE ON GOOGLY EYES USING A GLUE STICK.



TAPE THE BACK OF YOUR STYROFOAM ANIMAL TO THE END OF A DRINKING STRAW.

YOU NOW HAVE A GREAT ANIMAL PUPPET THAT YOU CAN USE TO PUT ON A PLAY OR USE WHILE READING YOUR FAVORITE STORY.



FORTE :

[HTTP://WWW.ENCHANTEDLEARNING.COM/CRAFTS/PUPPETS/STYROSTRAW/](http://www.enchantedlearning.com/crafts/puppets/styrostraw/)

EM

21/12/2006

MOTHER'S DAY CARD

MOM,

I LOVE YOU!



FATHER'S DAY CARD

HAPPY FATHER'S DAY



<http://www.dltk-cards.com/cc4-dad.asp#> - acessado em 26/12/2006





<http://www.enchantedlearning.com/crafts/halloween/jolmask/index.shtml> em 21/12/2006

THANKSGIVING CARD



<http://akidsheart.com/card2/th08.gif> em 21/12/2006

CHRISTMAS CARD

=

MERRY CHRISTMAS



<http://www.billybear4kids.com/holidays/christmas/card98/christ.htm> EM 21/12/2006

BIBLIOGRAFIA

AZEVEDO, Dirce Guedes et al. *Blow Up*. São Paulo: FTD, 1999.

BYRNE, Paul. *Super Songs - Songs for Very Young Learners*. Oxford: Oxford University Press, 1997

DAVIS, Robin et al. *Magic Time*. Longman, 1995.

DE BIAGGI, Endura T. Kriech et al. *Sparky and Friends*. São Paulo: SBS, 2000.

GUEDES, Dirce et al. *Happy Kids - Playtime*. São Paulo: FTD, 2001.

GUIMARÃES, Virginia Brito et al. *Pretty Garden*. São Paulo: FTD, 1995.

KNIVETON, J. et al. *Kid's Club 1*. Macmillan: 1994.

LIMA, Cleide Micchi O. et al. *Playing in English*. São Paulo: FTD, 1996.

MELO, L. R. B. et al. *Spaguetti Kids*. São Paulo: Machillan, 2000.

MORINO, Eliete Canesi e FARIA, Rita Brugin. *Hello*. São Paulo: Editora Ática, 2004

NAKATA, Ritsuko et al. *Let's Go*. Oxford University Press, 2000.

PÉREZ, Eulàlia. *100 Best Games*. Barcelona: Barron's Educational Sereies Inc, 2000.

PERRET, Jeanne. *Wordbird's Word Book*. Essex: Longman, 2000 (3ª edição).

SCHIER, Helga. *Learn Italian in the Kitchen*. Living Language, A Random House Company, 1998.

Material elaborado por **Elisangela Gonçalves Patricio e Solange Asevedo Ribeiro** em 2006.